

Survey on the professional integration of 2015 iaelyon Master's graduates

**The Christophe FARGIER Class
Director of the NINKASI Group**

**The survey was conducted from
March to May 2016
6 months after graduation**

Conducted amongst 825 graduates
both in pre-experience or continuing
education

Participation rate: **45,5%**

A GOOD INTEGRATION RATE FOR 2015 iaelyon graduates

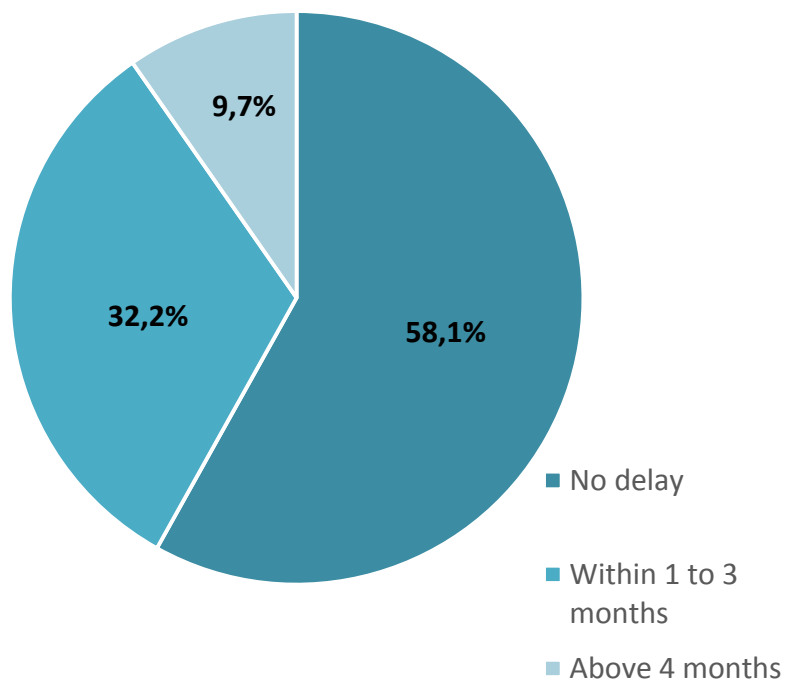
Amongst the employable graduates,

85,5% ARE EMPLOYED*

*Either employed, in the process of creating/taking over a business, doing a VIE (International Volunteer Program), or doing a year-long company placement

Time spent finding a job

Time spent finding a job



90,3% find work within three months of graduation.

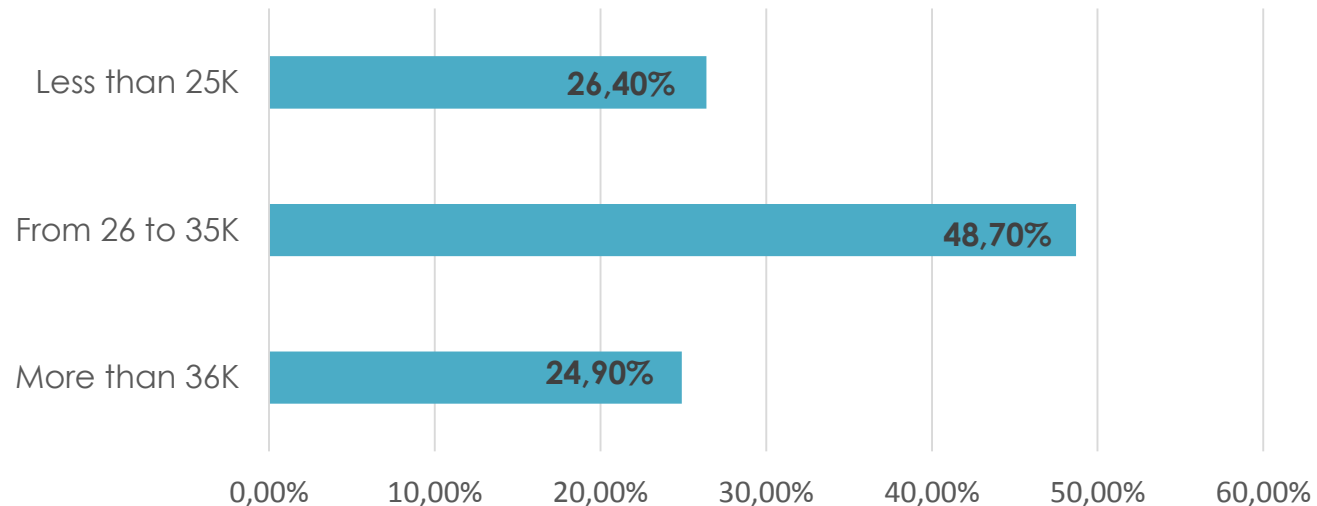
The number is on the rise since last year (87,2%).

58,1% are hired during or right after their field based studies or the internship they perform during their second year of Master's degree.

Again the number is on the rise since the 2014 class (57,8%).

Average income

Gross annual compensation (Bonus included, amounts in K€)



The average gross annual compensation of the graduates from the « Christophe Fargier » class is **32 K**, bonus included,

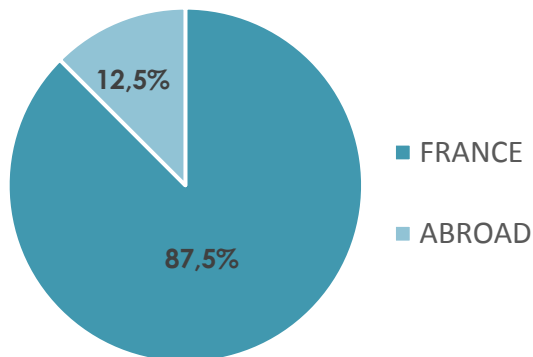
Type of contract

74,1% of graduates are hired for a **full time permanent position**,
The number is on the rise since last year (70,2%)

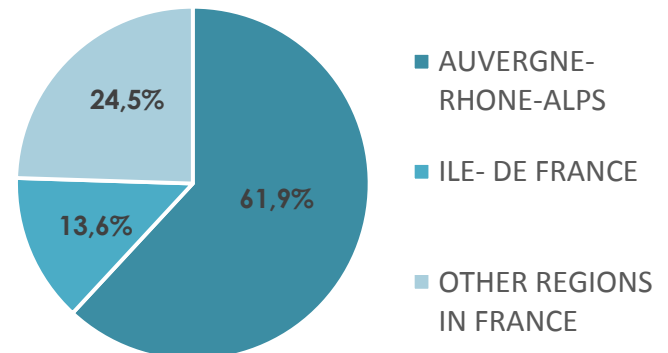
Work location

- Amongst graduates working in France, **61,9%** work in the **Auvergne-Rhone-Alps region**
- **12,5%** of graduates work abroad (*compared to 8,4% for the 2014 class*)

In France or abroad



Geographical Breakdown



Type of companies

Type of companies



- **53,8%** of graduates are hired in big companies and medium to large companies
- **46,2%** are hired in small and medium-sized companies and in very small companies

Business sectors

- **68%** of graduates work in the **services sector** (bank, insurance, software and consulting, retail, auditing, accounting, consulting, hotel management...)
- **32%** work in the **industry** (health, pharmaceutical, chemistry, agri-food, transportation, construction...)

Graduates satisfaction

93,4 %

of 2015 graduates are satisfied or very satisfied with their first job.

83,2 %

are satisfied or very satisfied with the adequacy between their job and their education

What iaelyon graduates think ...

competencies

innovation

Openness to the world

Independence

quality

Company network

rigor

perspectives

diversity

Applied characteristics

serious

Analytical capacity

Complete

recognition

Mix between theory and practical application

international

dynamism

think large